

SMSU Accounting Program Data

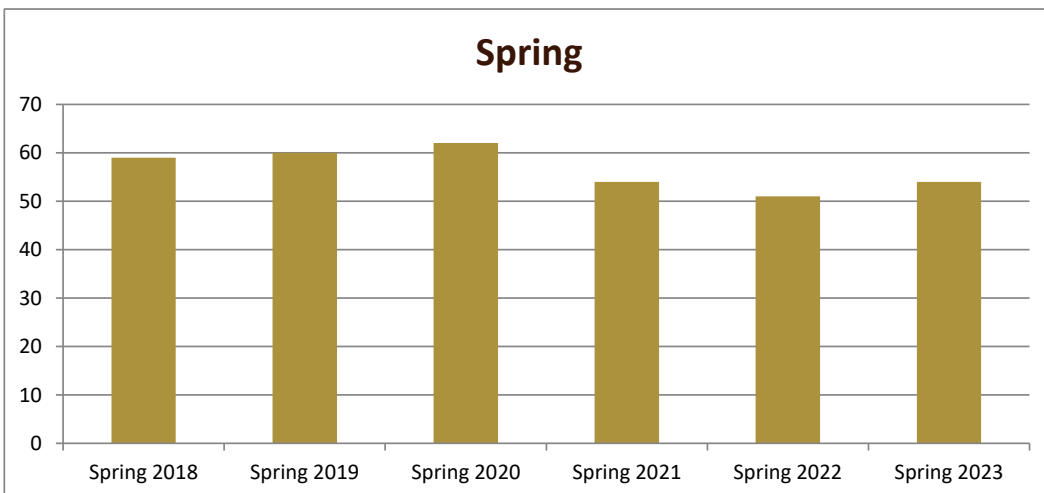
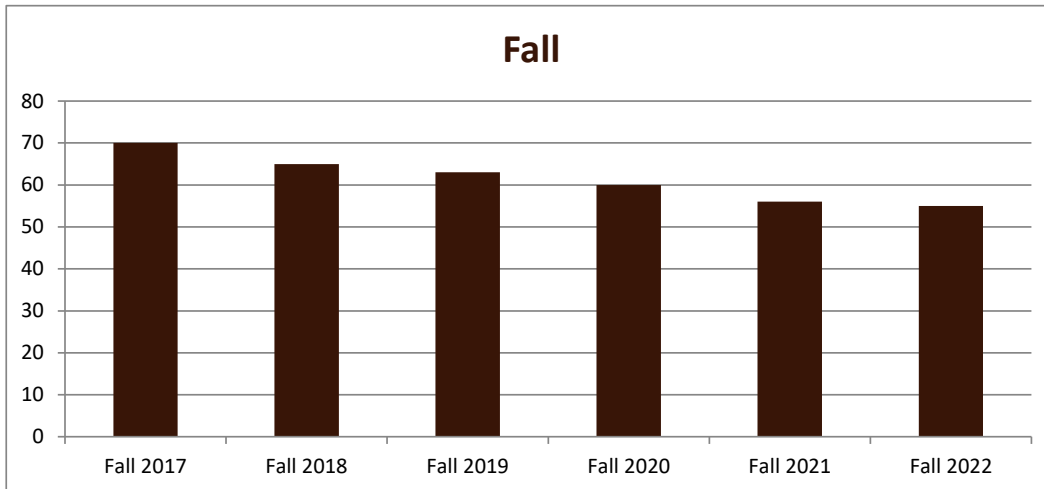
Majors Enrolled

Academic Years 2017-18 to 2022-23

Using Fall Semester data (Fall 2017 to Fall 2022) for Term specific measures



Enrollment by Term						
	2018	2019	2020	2021	2022	2023
Fall	70	65	63	60	56	55
Spring	59	60	62	54	51	54
Summer	16	16	25	21	11	22



SMSU Accounting Program Data

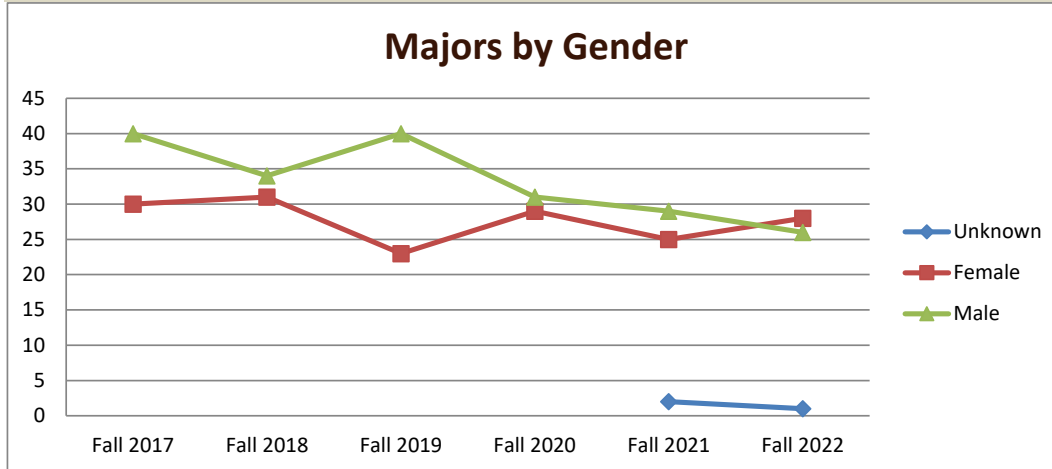
Majors Enrolled

Academic Years 2017-18 to 2022-23

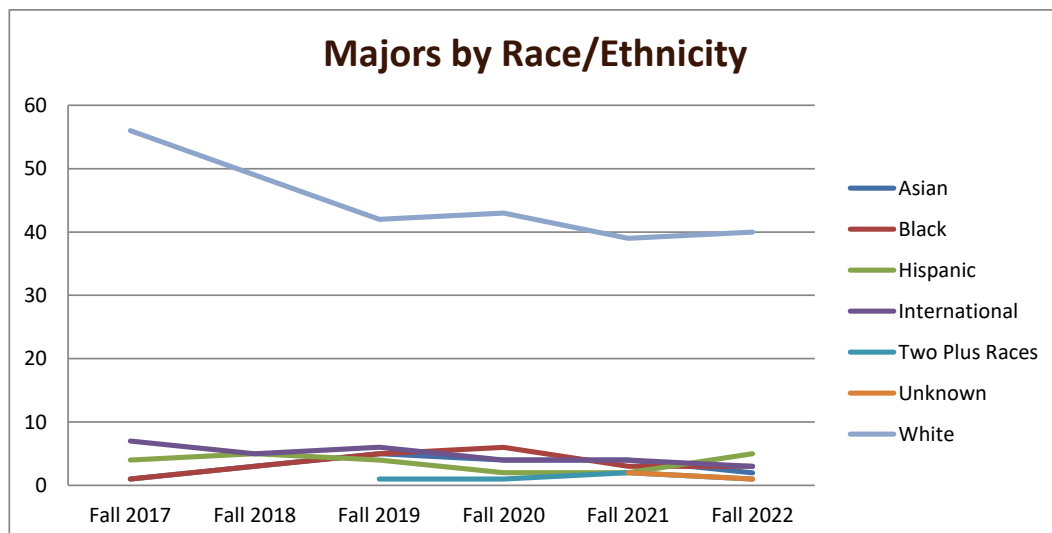
Using Fall Semester data (Fall 2017 to Fall 2022) for Term specific measures



Enrollment by Gender						
	Fall 2017	Fall 2018	Fall 2019	Fall 2020	Fall 2021	Fall 2022
Unknown					2	1
Female	30	31	23	29	25	28
Male	40	34	40	31	29	26
Grand Total	70	65	63	60	56	55



Enrollment by Race/Ethnicity						
	Fall 2017	Fall 2018	Fall 2019	Fall 2020	Fall 2021	Fall 2022
Asian	1	3	5	4	4	2
Black	1	3	5	6	3	3
Hispanic	4	5	4	2	2	5
International	7	5	6	4	4	3
Two Plus Races	1		1	1	2	1
Unknown					2	1
White	56	49	42	43	39	40
Grand Total	70	65	63	60	56	55



SMSU Accounting Program Data

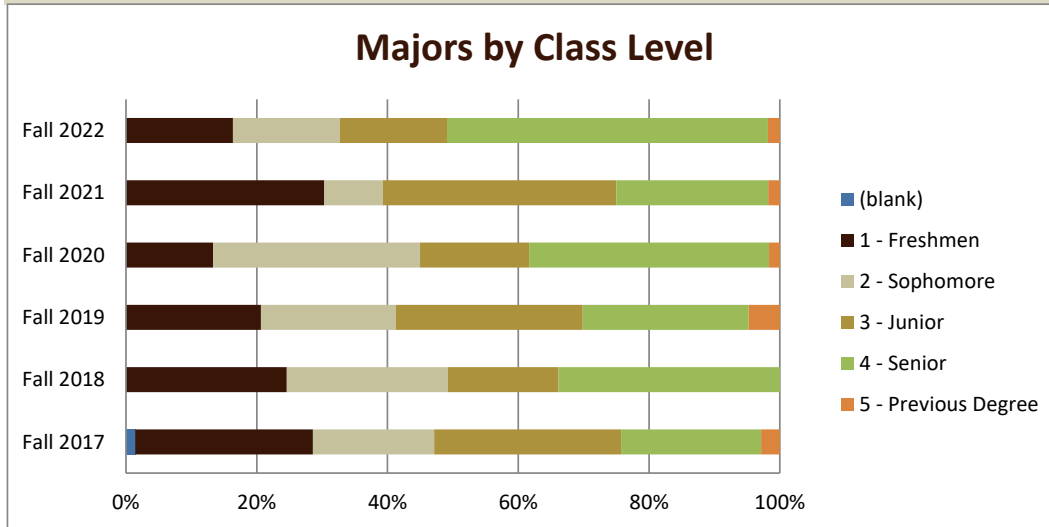
Majors Enrolled

Academic Years 2017-18 to 2022-23

Using Fall Semester data (Fall 2017 to Fall 2022) for Term specific measures



Enrollment by Class						
	Fall 2017	Fall 2018	Fall 2019	Fall 2020	Fall 2021	Fall 2022
(blank)	1					
1 - Freshmen	19	16	13	8	17	9
2 - Sophomore	13	16	13	19	5	9
3 - Junior	20	11	18	10	20	9
4 - Senior	15	22	16	22	13	27
5 - Previous Degree	2		3	1	1	1
Grand Total	70	65	63	60	56	55



SMSU Accounting Program Data

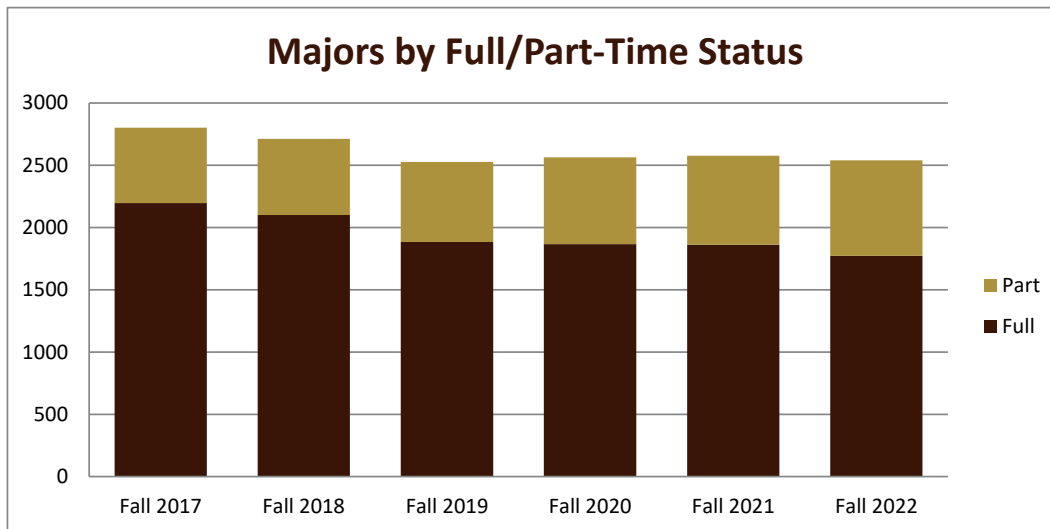
Majors Enrolled

Academic Years 2017-18 to 2022-23

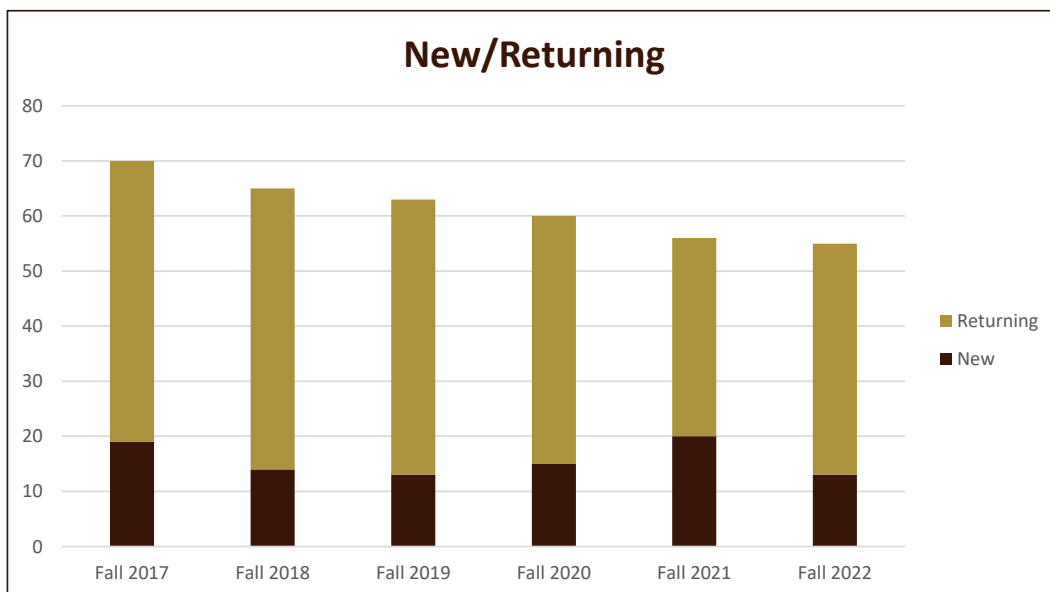
Using Fall Semester data (Fall 2017 to Fall 2022) for Term specific measures



Enrollment by FT/PT						
	Fall 2017	Fall 2018	Fall 2019	Fall 2020	Fall 2021	Fall 2022
Full	64	63	55	52	53	43
Part	6	2	8	8	3	12
Grand Total	70	65	63	60	56	55



New/Return Headcount						
	Fall 2017	Fall 2018	Fall 2019	Fall 2020	Fall 2021	Fall 2022
New	19	14	13	15	20	13
Returning	51	51	50	45	36	42
Grand Total	70	65	63	60	56	55



SMSU Accounting Program Data

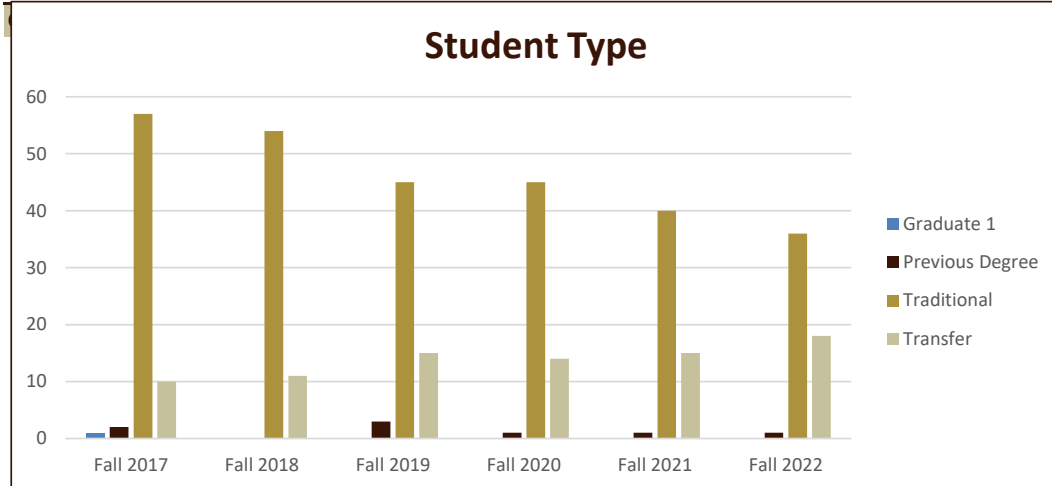
Majors Enrolled

Academic Years 2017-18 to 2022-23

Using Fall Semester data (Fall 2017 to Fall 2022) for Term specific measures



Student Type	Fall 2017	Fall 2018	Fall 2019	Fall 2020	Fall 2021	Fall 2022
Graduate 1	1					
Previous Degree	2		3	1	1	1
Traditional	57	54	45	45	40	36
Transfer	10	11	15	14	15	18



	Fall 2017	Fall 2018	Fall 2019	Fall 2020	Fall 2021	Fall 2022
Program ACT Avg.	22.4	23.9	22.1	21.1	20.1	20.0
SMSU Avg.	21.1	20.7	21.3	20.3	20.7	19.8

	Fall 2017	Fall 2018	Fall 2019	Fall 2020	Fall 2021	Fall 2022
Program H.S. Rank Avg.	59.0	70.6	56.2	68.3	69.3	59.9
SMSU Avg.	56.1	54.4	56.7	57.2	60.8	62.3

	Fall 2017	Fall 2018	Fall 2019	Fall 2020	Fall 2021	Fall 2022
Program Avg. GPA	2.77	3.08	2.88	3.53	3.18	4.00
SMSU Avg.	2.68	2.93	3.01	3.02	3.15	3.4

	Fall 2017	Fall 2018	Fall 2019	Fall 2020	Fall 2021	Fall 2022
Program Avg. Credits	15.63	15.00	14.15	15.00	14.30	11.85
SMSU Avg.	14.85	15.15	14.93	15.13	14.49	15.1